

Stainless steel IP69K  
Version (page 5)



LED STATUS

Led Status	Internal controller with 4 driving modes	
1	100%	Continuous use
2	200%	Semi-continuous use
3	400%	Strobe use
4	10-100%	Analog Reg

Internal Controller with  
**4 driving modes**

M12 5P Male Connector	
Pin 1	+24V
Pin 2	Start NPN < 1 to 0V
Pin 3	GND
Pin 4	Start PNP > 3 to 24V
Pin 5	1-10V Analog Reg.

develop your custom solution

18 Standard Colours

Base IP65 Protection Degree

Stainless Steel IP69K Protection Degree

24 Vdc

Optional Polarizing Filter

Optional Collimating Filter

CE RoHS

UK CA

### Illuminator Features :

- Project achieved by internal resources and Genesi skills;
- Fast controller which allows to have the following modes: continuous use, semi-continuous use, strobe (PNP, NPN), analog regulation.
- Microcontroller to monitor the pulse duration and the maximum temperature;
- Model with opaline or transparent covers;
- Powerful and Fast strobe mode with energy buffering and strobe duration control, min. pulse from 3 µs;

COLOUR	WHITE		UV-A	VISIBLE					NIR		SWIR				
	White 6000K -6K	White 4000K -4K	UV 405nm -405	Blue 450nm -450	Green 524nm -524	Red 625nm -625	Deep Red 660nm -660	IR 730nm -730	IR 850nm -850	IR 950nm -950	SWIR 1050nm -1050	SWIR 1200nm -1200	SWIR 1300nm -1300	SWIR 1450nm -1450	SWIR 1550nm -1550
Continuous use power	100 %	100 %	100 %	100 %					100 %		100 %				
Semi-continuous use power	200 %	175 %	175 %	200 %					200 %		200 %				
Strobe use power	500 %	330 %	330 %	500 %					320 %		320 %				



**Genesi LUX®**  
 GENESI ELETTRONICA SRL - VIA BACHELET, 3/A - 41057 SPILAMBERTO (MO) - ITALY  
[info@genesi-lux.it](mailto:info@genesi-lux.it) - TEL. +39 059785566 - [www.genesi-elettronica.com](http://www.genesi-elettronica.com)  
 ©All Rights Reserved GENESI ELETTRONICA - GB - GENESI BACKLIGHT



Rev. 04/24

# GB Part Number

Ex. Code : **GBAAABBB** -**YYY** -**WW1** -**WW2**

AAABBB	Lengths	Heights
Thickness 26 mm		
GB060060	6 cm	6 cm
GB060120	6 cm	12 cm
GB060180	6 cm	18 cm
GB120120	12 cm	12 cm
GB120180	12 cm	18 cm
GB180180	18 cm	18 cm
GB180300	18 cm	30 cm
GB300300	30 cm	30 cm
GB300420	30 cm	42 cm
GB420420	42 cm	42 cm
GBAAABBB	From 6 cm to 100 cm on demand	

-YYY	Led Colours		EN 62471
-6K	Base 6000K Cold White	White	RISK1
-4K	4000K Natural White		
-405	UV 405 nm	UV - A	RISK2
-450	450 nm Royal Blue	Visible	RISK2
-524	524 nm Green		RISK1
-625	625 nm Red		
-660	660 nm Deep Red		
-730	730 nm IR	Nir	RISK2
-850	850 nm IR		
-950	950 nm IR		
-1050	1050 nm SWIR	Swir	RISK2
-1200	1200 nm SWIR		
-1300	1300 nm SWIR		
-1450	1450 nm SWIR		
-1550	1550 nm SWIR		
-YYY	Colour on demand		

-WW1	Cover variants
	Base Opaline cover
-X69K	Stainless Steel IP69K
-WW1	Cover on demand

-WW2	Cables
	20 cm cable + M12 5P M
-WW2	Supply connection on demand

Cover Accessory	
GBAAABBB-PX2-AP	
GBAAABBB-P-AP	
GBAAABBB-C-AP	

Not all combinations are available

**Part Number Examples:**

**GB180180-6K**  
Backlight 4 Driving Modes 180x180mm White 6000K Opaline cover  
3900/26000Lm 1,08/7,2A 26/173W 20cm cable M12 M 5P

**GB120120-524**  
Backlight 4 Driving Modes 120x120mm GREEN 624nm Opaline cover  
0,64/3,2A 15/77W 20cm cable M12 M 5P

**GB180240-1550**  
Backlight 4 Driving Modes 180x240mm SWIR 1550nm Opaline cover  
1,2/3,84A 29/92W 20cm cable M12 M 5P



GENESI ELETTRONICA SRL - VIA BACHELET, 3/A - 41057 SPILAMBERTO (MO) - ITALY  
[info@genesi-lux.it](mailto:info@genesi-lux.it) - TEL. +39 059785566 - [www.genesi-elettronica.com](http://www.genesi-elettronica.com)  
 ©All Rights Reserved GENESI ELETTRONICA - GB - GENESI BACKLIGHT




Organization with a certified ISO 9001:2015 Quality Management System


Rev. 04/24

# OPERATING MODE

## 100% CONTINUOUS USE


Connector	PINS	Function	Description
	1	+24 V	A) START NPN → PIN2: 0 to 1 V; B) START PNP → PIN4: 3 to 24 V;  For the continuous use: it is possible to connect PIN4 directly to +24 V or PIN2 to GND
	2	A) Start NPN: 0-1 V	
	3	GND	
	4	B) Start PNP: 3-24 V	
	5	-	

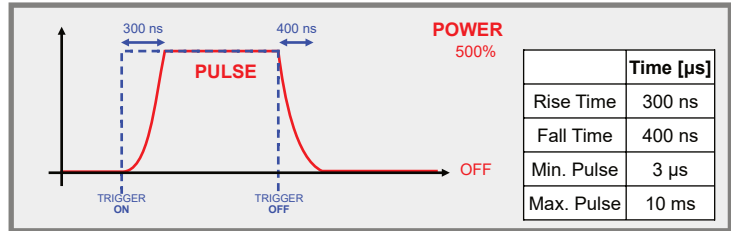
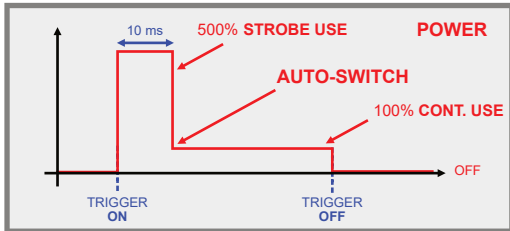
## 200% SEMI-CONTINUOUS USE

Connector	PINS	Function	Description
	1	+24 V	<b>Precondition:</b> PIN5: 24 V  A) START NPN → PIN2: 0 to 1 V; B) START PNP → PIN4: 3 to 24 V;  <b>In this mode → Ton<sub>max</sub> = 60 s - Dt<sub>max</sub> = 50%</b>  For the semi-continuous use: it is possible to connect PIN4 directly to +24 V or PIN2 to GND.  To use it in continuous mode with DT <sub>max</sub> from 51% to 100%: it is necessary to use the heat sink or forced ventilation.
	2	A) Start NPN: 0-1 V	
	3	GND	
	4	B) Start PNP: 3-24 V	
	5	+24 V	


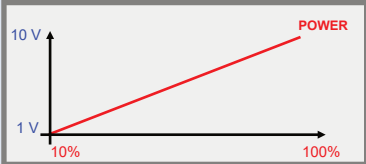
## 400% STROBE USE



Connector	PINS	Function	Description
	1	+24 V	A) START NPN → PIN2: 0 to 1 V; B) START PNP → PIN4: 3 to 24 V;  <b>In this mode → Ton<sub>max</sub> = 10 ms - Dt<sub>max</sub> = 10%</b>  AUTO-SWITCH in continuous use.
	2	A) Start NPN: 0-1 V	
	3	GND	
	4	B) Start PNP: 3-24 V	
	5	-	



## ANALOG REGULATION USE 100%

Connector	PINS	Function	Description
	1	+24 V	PIN5 from 1 to 10 V can adjust the power from 10% to 100%.  
	2	-	
	3	GND	
	4	-	
	5	1 V - 10 V	

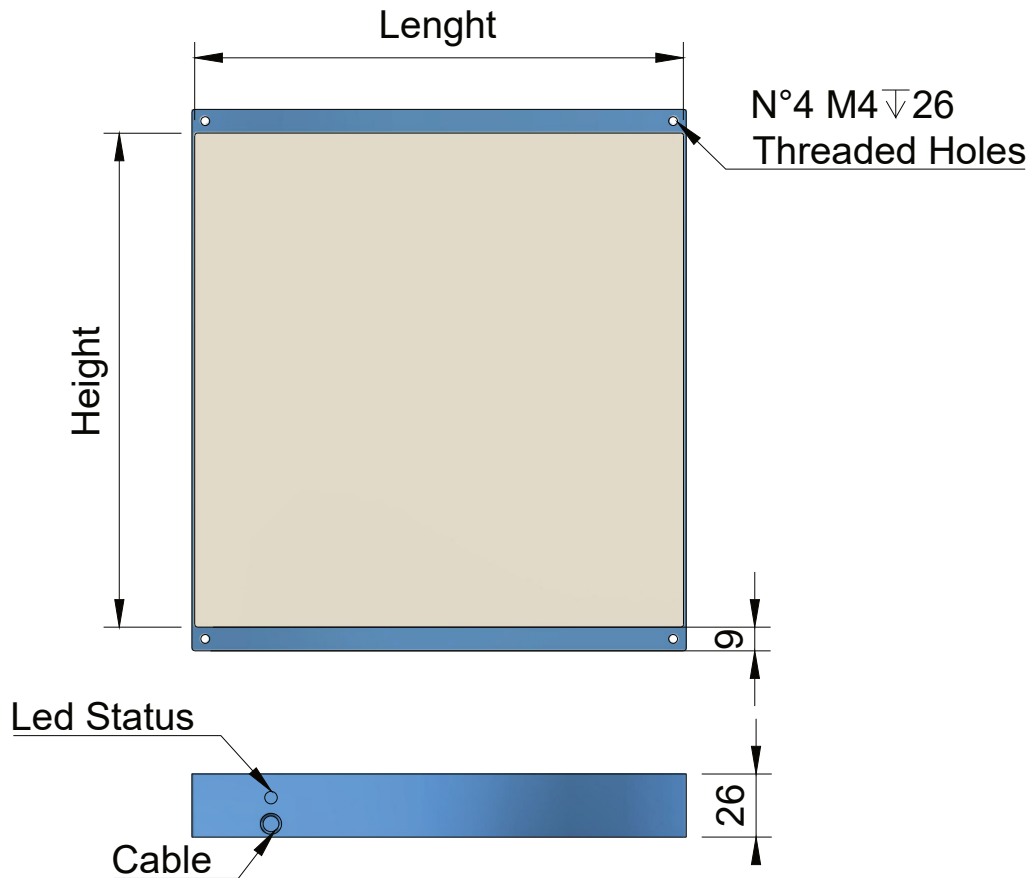


400% STROBE USE POWER can be reached only from WHITE / VISIBLE / NIR LEDS, for other wavelengths check the power table at page 1.



MicroController temperature protection → at 80°C the PCB enables the protection and restores the functioning at T < 60°C.

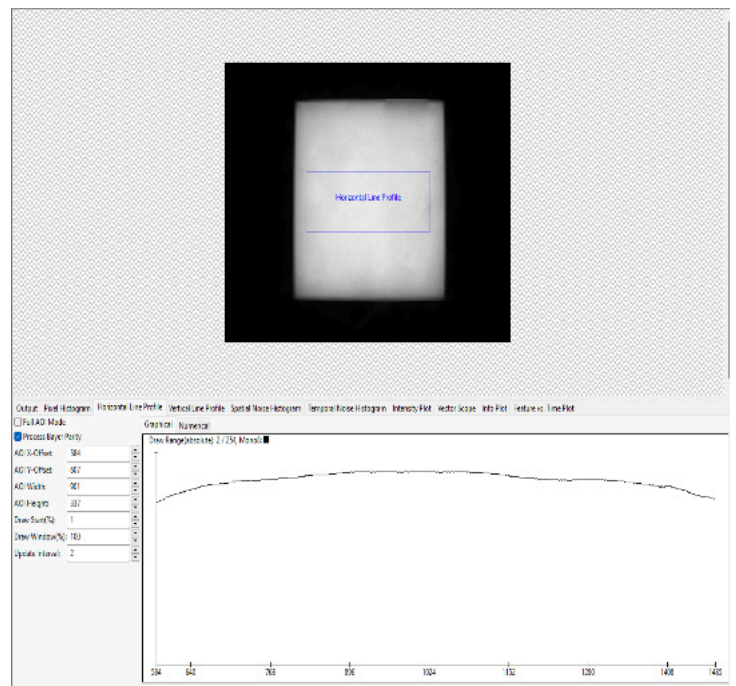
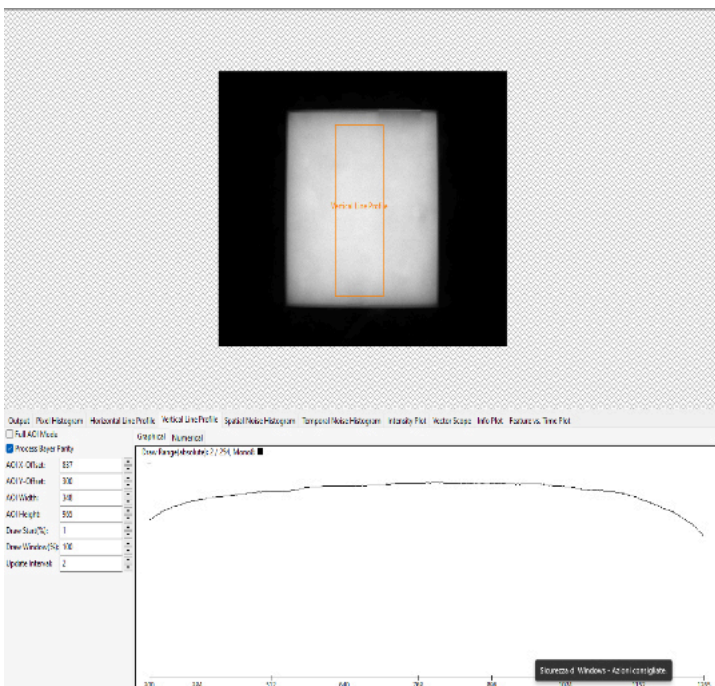
<b>Weight GB060060</b>
230g
<b>Weight GB120120</b>
450g
<b>Unit of measurement</b>
mm
<b>Weight GB180180</b>
750 g



For 3D mechanical drawing requests - [info@genesi-lux.it](mailto:info@genesi-lux.it)

- OP BACKLIGHT FUNCTION	
Working Distance	Luminance cd/m <sup>2</sup> Continuous - Semi Cont. - Strobe
On Surface	32.000-64.000-128.00

## LIGHT UNIFORMITY TEST



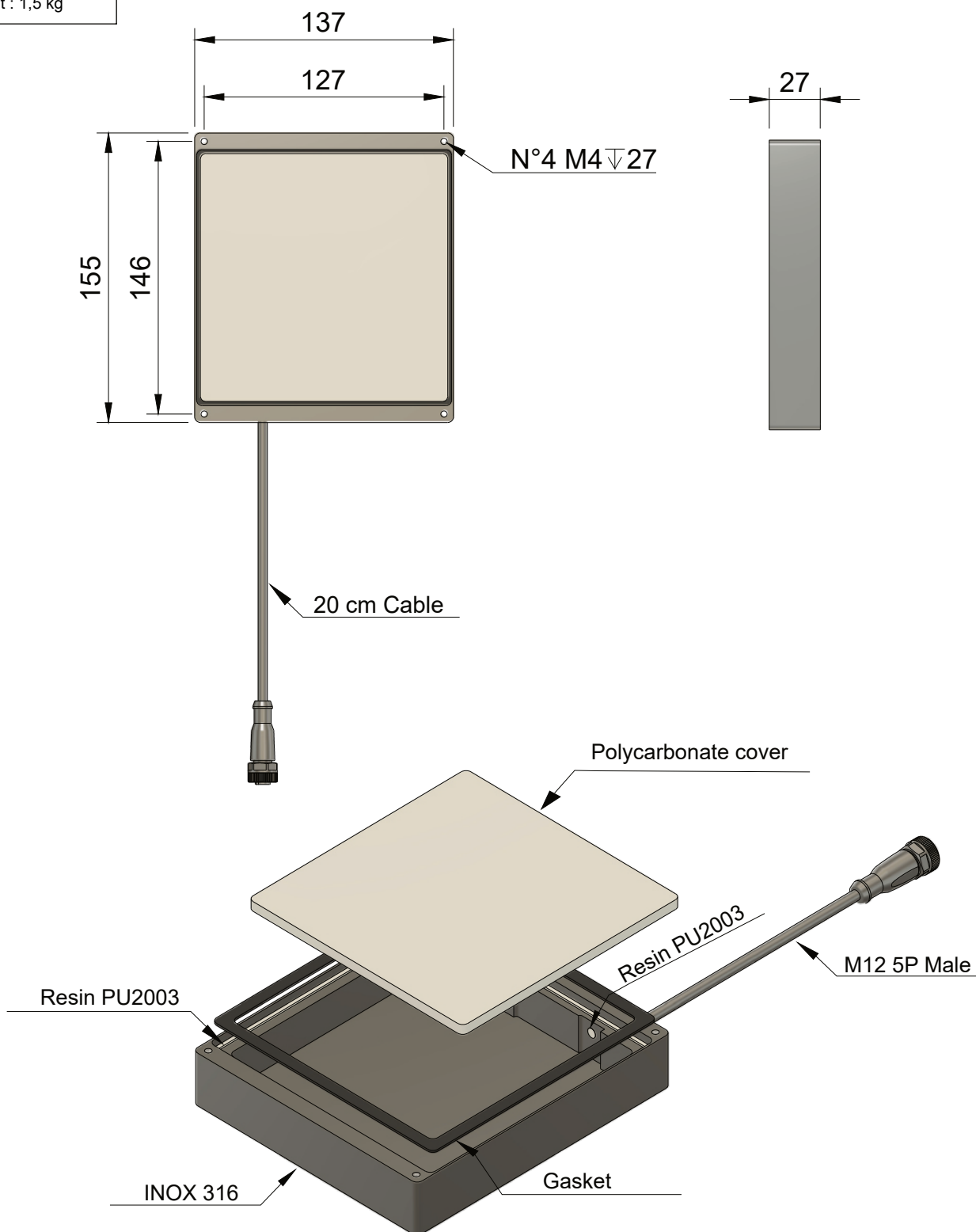
Powers related to the white colour with homogeneity:  $\pm 5\%$

-X69K Version

Weight : 1,5 kg

## -X69K Version

(IP69K ,INOX)



GB has a stainless steel 316 case with an IP69K cable. A polyurethane resin and an adhesive gasket are used for the fastening of the 5 mm polycarbonate cover.

IP69K allows the maximum protection against dust (**IP6\_**), and water (**IP\_9K**), also in installations with high pressure or steam cleaning systems.

The stainless steel case together with the polycarbonate cover guarantee high resistance to physical and chemical agents in order to ensure working in all conditions while thanks to the integrated electronics all the driving modes of the Blue Line and the temperature and overtime controls.

Design & Production  
Made in Italy



**Genesi LUX**

GENESI ELETTRONICA SRL - VIA BACHELET, 3/A - 41057 SPILAMBERTO (MO) - ITALY

[info@genesi-lux.it](mailto:info@genesi-lux.it) - TEL. +39 059785566 - [www.genesi-elettronica.com](http://www.genesi-elettronica.com)

©All Rights Reserved GENESI ELETTRONICA - GB - GENESI BACKLIGHT



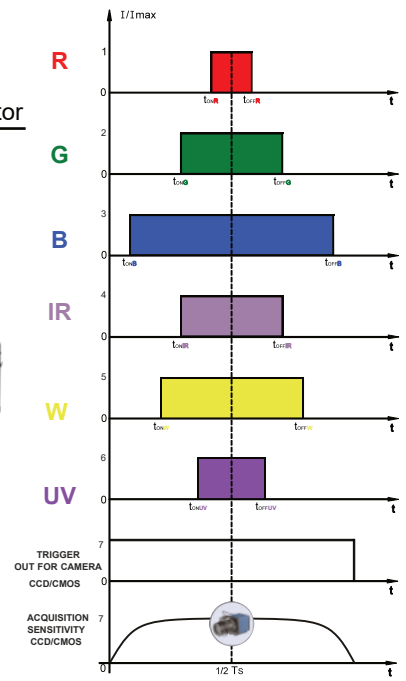
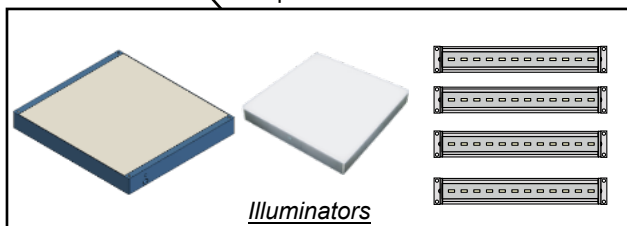

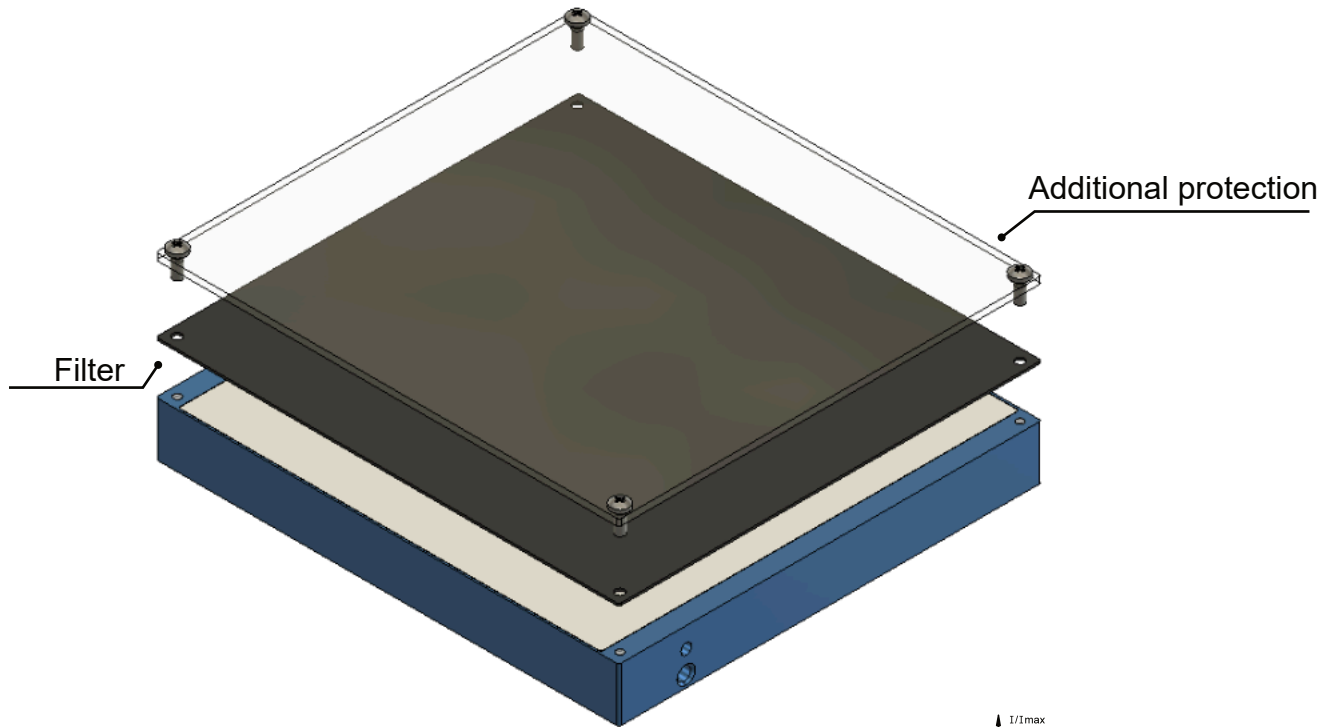
Organization with a  
certified ISO 9001:2015  
Quality Management System

Rev. 04/24



# ACCESSORIES


CODE	DESCRIPTION
GBAAABBB-PX2-AP	Additional protection 2 mm transparent plexiglass + screws
GBAAABBB-P-AP	Additional protection 2 mm Transparent plexiglass + Polarizing Filter horizontal + screws
GBAAABBB-C-AP	Additional protection 2 mm Transparent plexiglass + Collimating Filter + screws
GE-M12F-5X050-2M	M12 connector 2 meter long female PVC cable
GE-M12F-5X050-5M	M12 connector 5 meter long female PVC cable
GE-M12F-5X050-10M	M12 connector 10 meter long female PVC cable
GE-ABS606E	LED Voltage Controller with 6 programmable channels and 10/100 Ethernet. Second level controller for Camera and illuminator.



## Tailor-Made

Connector	PINS	Function	Description
M12 Male	1		
	2		
	3		
	4		
	5		

**DEVELOP YOUR CUSTOM PRODUCT WITH OUR R&D TEAM**



## LED STATUS

Mode	Led colour signal	Function/note
Powered	Blue	-
100% Continuous use	Green	-
0-100% Analog Reg	Yellow	-
400% Strobe Use	Fast blinking green	-
200% Semi-continuous use standby	Purple	Without PNP or NPN input only +24V analog IN
200% Semi-continuous use	Slow blinking purple	With PNP or NPN input +24V analog IN
Over 10% ton error	Fast blinking red	10 sec stop
Over 80° temperature in pcb controller	Slow blinking green-yellow-red	Up to < 60° stop

### STANDARDS

EMC immunity :	EN 61547:2009	
EMC emission :	EN 55015:2013 + A1	
Photobiologic risk :	EN 62471:2008 GLS:	
Assessment of lighting equipment related to human exposure to electromagnetic fields	EN 62493:2015	

### WARNING

-Electrical device exclusively for professional use. Installation can be done by qualified personnel only.  
-In case of power supply wire damage, its replacement has to be done at the head office exclusively.

Warranty loss in case of inappropriate use and tampering.



Design & Production  
Made in Italy



**Genesi LUX®**

GENESI ELETTRONICA SRL - VIA BACHELET, 3/A - 41057 SPILAMBERTO (MO) - ITALY

[info@genesi-lux.it](mailto:info@genesi-lux.it) - TEL. +39 059785566 - [www.genesi-elettronica.com](http://www.genesi-elettronica.com)

©All Rights Reserved GENESI ELETTRONICA - GB - GENESI BACKLIGHT



Organization with a  
certified ISO 9001:2015  
Quality Management System

Rev. 04/24