

Develop your custom solution

18 Standard Colours

Base IP65 Protection Degree

24 Vdc

Optional Polarizing Filter

Optional IO-Link External controller

CE RoHS

UK CA

## Illuminator Features :

- Project achieved by internal resources and Genesi skills;
- Model with transparent, satin, opaline and semi-opaline black cover
- Model with two wires, M8, M12 with or without fast start (PNP)

COLOUR	WHITE		UV-A				VISIBLE				NIR			SWIR				
Led Colour	White 6000K	White 4000K	UV 365nm	UV 385nm	UV 395nm	UV 405nm	Blue 450nm	Green 530nm	Red 625nm	Deep Red 660nm	IR 730nm	IR 850nm	IR 950nm	SWIR 1050nm	SWIR 1200nm	SWIR 1300nm	SWIR 1450nm	SWIR 1550nm
	-6K	-4K	-365	-385	-395	-405	-470	-524	-625	-660	-730	-850	-950	-1050	-1200	-1300	-1450	-1550

Ex. Code : **GEILXXX** -**YYY** -**CCC** -**WW1** -**WW2** -**WW3**

XXX	Base Lengths
GEIL03	3 cm
GEIL05	5 cm
GEIL10	10 cm
GEIL20	20 cm
GEIL28	28 cm
GEIL34	34 cm
GEIL42	42 cm
GEIL50	50 cm
GEIL100	100 cm
GEIL200	200 cm
GEILXXX	from 3 cm to 600 cm on demand

-YYY	Led Colours	EN 62471
-6K	Base 6000K Cold White	White RISK1
-4K	4000K Natural White	
-365	UV 365 nm	UV - A RISK3
-385	UV 385 nm	
-395	UV 395 nm	
-405	UV 405 nm	
-RGB	RGB	Visible RISK1
-450	450 nm Royal Blue	
-524	524 nm Green	
-625	625 nm Red	
-660	660 nm Deep Red	Nir RISK2
-730	730 nm IR	
-850	850 nm IR	
-950	950 nm IR	Swir RISK2
-1050	1050 nm SWIR	
-1200	1200 nm SWIR	
-1300	1300 nm SWIR	
-1450	1450 nm SWIR	
-1550	1550 nm SWIR	
-1650	1650 nm SWIR	
-YYY	Colour on demand	

-CCC	Powers
	Base 85 mA per led
-10	10 mA per led
-20	20 mA per led
-40	40 mA per led
-120	120 mA per led Semi-continuous use
-300	300 mA per led only strobe use
-RA10	Analog reg 0-10V
-RA24	Analog reg 0-24V
-CC	Current Control
-CCC	Current on demand

-WW1	Cover variants
-T	Base Transparent cover
-OP	Base Opaline cover
-ST	Satin cover
-OPB	Semi-opaline black cover
-TP	Polarizing filter + Traspresent cover
-OPP	Polarizing filter + Opaline cover
-WW1	Cover on demand

-WW2	Fixing variants
	Base fixing
-FC	Short fixing
-FS	Rear fixing

-WW3	Cables
	Base 2 Mt cable 2 wires
-M8	20 cm cable + M8 3P M
-M12	20 cm cable + M12 5P M
-S	2 Mt cable + logic start
-M8S	20 cm cable + M8 3P M + logic start
-M12S	20 cm cable + M12 5P M + logic start
-5M	5 Mt 2P cable
-5MS	5 Mt 3P cable + logic start
-WW3	Supply connection on demand

Not all combinations are available

### Part Number Examples:

#### GEIL20-6K-OP

Led bar 20cm White 6000K Opaline cover 600Lm 170mA 4,0W 2Mt cable 2 Wires

#### GEIL43-625-T-M8


Led bar 43cm Red 625nm Transparent cover GE442A-625-40 425mA 10W 20cm cable M8 3P M

#### GEIL100-RGB-OP-M12

Led bar 100cm RGB Opaline cover GE440-20mA 1,440 A 34W 20cm cable M12 5 P M

# PIN OUT


### -M8 / -M8S



1	+24 V
3	GND
4	NC

1	+24 V
3	GND
4	Start

### -M12 / -M12S




1	+24 V
2	NC
3	GND
4	NC
5	NC

1	+24 V
2	+24 V
3	GND
4	NC
5	GND

1	+24 V
2	NC
3	GND
4	Start PNP
5	NC


1	+24 V
2	+24 V
3	GND
4	Start PNP
5	GND

### -5M / -10M



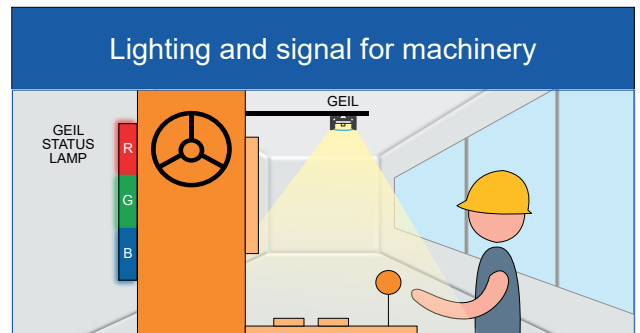
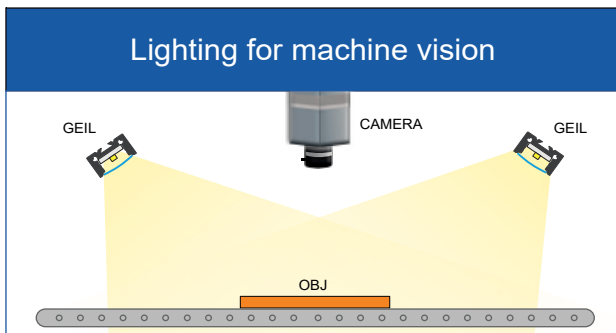
GND (Blue)  
V+ (Brown)

### -S / -5MS / -10MS

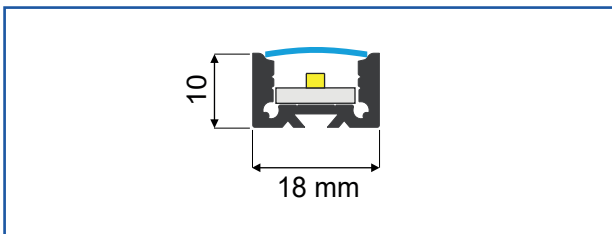


Start (Black)  
GND (Blue)  
V+ (Brown)

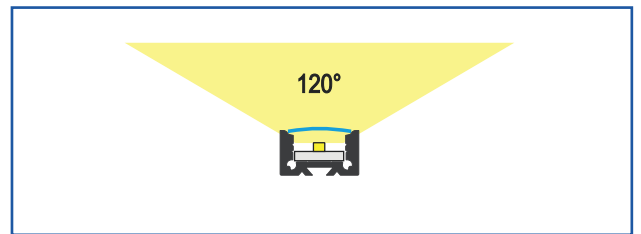
## TYPICAL APPLICATIONS



### MECHANICAL DRAWING

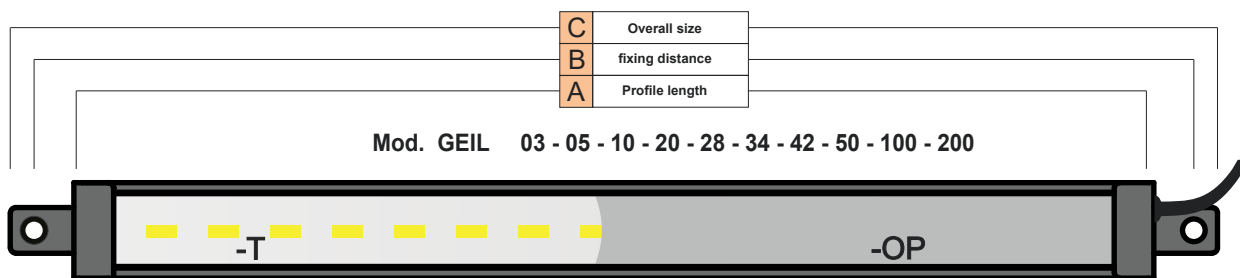


### BEAM ANGLE



For 3D mechanical drawing requests - [info@genesi-lux.it](mailto:info@genesi-lux.it)

# BASE MODEL LENGTHS & POWERS

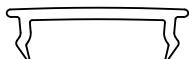


**WORKING TEMPERATURE RANGE**  
FROM -35°C (NO FROST) TO +55°C

Mod.	A ( mm )	B ( mm )	C ( mm )	Supply voltage	Supply current	Power consumption
GEIL03	30	48	57	24/vdc +/- 10%	70 mA	1,6 W
GEIL05	50	68	77		85 mA	2,0 W
GEIL10	100	118	127		85 mA	2,0 W
GEIL20	200	218	227		170 mA	4,0 W
GEIL28	280	298	307		250 mA	6,0 W
GEIL34	340	358	367		340 mA	8,1W
GEIL42	420	438	447		425 mA	10,2 W
GEIL50	500	518	527		500 mA	12,0 W
GEIL100	1000	1018	1027		1000 mA	24,0 W
GEIL200	2000	2018	2027		2000 mA	48,0 W
<b>GEILXXX from 30 to 6000 mm</b>						


## LIGHT POWER TEST

**Transparent**



GEIL50-6K-T	
Working Distance	Power W/m <sup>2</sup>
20 cm	21.6
40 cm	8
100 cm	1.8

**Opaline**



GEIL50-6K-OP	
Working Distance	Power W/m <sup>2</sup>
20 cm	11.5
40 cm	4.4
100 cm	1.1

**Satin**



GEIL50-6K-ST	
Working Distance	Power W/m <sup>2</sup>
20 cm	17
40 cm	6.7
100 cm	1.6

**Black Opaline**



GEIL50-6K-OPB	
Working Distance	Power W/m <sup>2</sup>
20 cm	5.6
40 cm	2.3
100 cm	0.7

**INTEGRATED FIXING  
ON BASE  
MODELS**

**SHORT FIXING  
-FC**

**IP54**  
Protection Degree

**REAR FIXING  
-FS**

M4 x 16

## Tailor-Made

Connector	PINS	Function	Description
	1		
	2		
	3		
	4		
	5		

**DEVELOP YOUR CUSTOM PRODUCT WITH OUR R&D TEAM**



### NEW SOLUTION

DESIGN A NEW ONE

[info@genesi-lux.it](mailto:info@genesi-lux.it)



### SAMPLE

TEST THE PRODUCT

[info@genesi-lux.it](mailto:info@genesi-lux.it)



### DOWNLOAD

TECHNICAL SPECIFICATIONS

[www.genesi-elettronica.com](http://www.genesi-elettronica.com)



### REQUEST

THE PRICE LIST

[info@genesi-lux.it](mailto:info@genesi-lux.it)

The indicated IP protection degree is guaranteed only if the product is positioned downward

STANDARDS	
EMC immunity :	EN 61547:2009
EMC emission :	EN 55015:2013 + A1
Photobiologic risk :	EN 62471:2008 GLS:
Assessment of lighting equipment related to human exposure to electromagnetic fields	EN 62493:2015

### WARNING

-Electrical device exclusively for professional use. Installation can be done by qualified personnel only.

-In case of power supply wire damage, its replacement has to be done at the head office exclusively.

Warranty loss in case of inappropriate use and tampering.



Design & Production  
Made in Italy



**Genesi LUX®**

GENESI ELETTRONICA SRL - VIA BACHELET, 3/A - 41057 SPILAMBERTO (MO) - ITALY

[info@genesi-lux.it](mailto:info@genesi-lux.it) - TEL. +39 059785566 - [www.genesi-elettronica.com](http://www.genesi-elettronica.com)

©All Rights Reserved GENESI ELETTRONICA - GEIL



Organization with a certified ISO 9001:2015 Quality Management System

Rev. 01/24